



Special Eurobarometer 443

Report

Public perception of illicit tobacco trade

Publication
July 2016
Fieldwork
November-December 2015

Survey requested by the European Commission,
European Anti-Fraud Office
and co-ordinated by the Directorate-General for Communication

This document does not represent the point of view of the European Commission.
The interpretations and opinions contained in it are solely those of the authors.

Special Eurobarometer 443 – Wave EB84.4 – TNS opinion & social



Special Eurobarometer 443

Report

Public perception of illicit tobacco trade

Survey conducted by TNS opinion & social at the request of the European Commission,
European Anti-Fraud Office

Survey co-ordinated by the European Commission, Directorate-General for Communication
(DG COMM "Strategy, Corporate Communication Actions and Eurobarometer" Unit)

Project number	2016.2142
Project title	Special Eurobarometer 443 – 18 July 2016 “Public perception of illicit tobacco trade” Report
Linguistic version	EN
Catalogue number	OB-01-16-146-EN-N
ISBN	978-92-79-55025-6 doi:10.278/3255264
© European Union, 2016	

<http://ec.europa.eu/COMMFrontOffice/PublicOpinion>

TABLE OF CONTENTS

INTRODUCTION	1
KEY FINDINGS	3
I. PENETRATION OF THE BLACK MARKET IN CIGARETTES	4
II. WHERE DO CONSUMERS GET THEIR BLACK MARKET CIGARETTES?	7
III. REASONS FOR SMOKING BLACK MARKET CIGARETTES	12
IV. MAIN SOURCES OF REVENUE FOR ORGANISED CRIME	16
V. MAIN PROBLEMS OF THE BLACK MARKET IN CIGARETTES	22
CONCLUSION	27
ANNEXES	
Technical specifications	
Questionnaire	
Tables	

INTRODUCTION

The European Strategy "*Stepping up the fight against cigarette smuggling and other forms of illicit trade in tobacco products*" was set out in a Policy Communication issued by the European Commission in June 2013¹. Member States expressed their support via the Council Conclusions² adopted in December 2013.

The estimated loss to the EU and national budgets from cigarette smuggling and other forms of illicit trade in tobacco products, is EUR 10 billion per year. The effect of this illegal activity is both damaging to public health and proven to finance organised crime. The tobacco black market also targets vulnerable groups in society, undermining strategies to dissuade the consumption of tobacco products. The 2013 Strategy was accompanied by an Action Plan³ including a targeted action⁴ on awareness raising emphasising the links between cigarette smuggling and organised crime.

Against this backdrop, this report brings together the findings of the Eurobarometer Survey on the "Public perception of illicit tobacco trade", which was conducted in the 28 Member States of the EU. The aim of the survey was to uncover and explore the attitudes and opinions of Europeans in regard to the following topics:

- Perceptions of the black market in cigarettes;
- Thoughts on the key revenue sources of organised crime groups;
- Opinions on the main reasons for smoking illicit cigarettes;

This survey was carried out by TNS Opinion & Social network in the 28 Member States of the European Union between 28 November and 7 December 2015. Some 27,672 respondents from different social and demographic groups were interviewed face-to-face at home and in their mother tongue. The survey was commissioned by the European Anti-Fraud Office (OLAF).

The methodology⁵ used is that of Eurobarometer surveys as carried out by the Directorate-General for Communication ("Strategy, Corporate Communication Actions and Eurobarometer" Unit)⁶. The technical specifications related to the manner in which interviews were conducted by the institutes within the TNS Opinion & Social network and to the confidence intervals are annexed to this report. These annexes also include the questionnaire and the result tables.

¹ http://ec.europa.eu/anti_fraud/documents/2013-cigarette-communication/communication_en.pdf

² https://ec.europa.eu/anti-fraud/sites/antifraud/files/docs/body/council_conclusions_en.pdf

³ https://ec.europa.eu/anti-fraud/sites/antifraud/files/docs/body/action_plan_en.pdf

⁴ Action 1.4 p.3

⁵ Purchasing illicit tobacco products is a subject in which social norms play a role. The figures presented here are the results of an opinion survey and responses given may differ from real behaviour. They may also differ from other surveys carried out in other contexts, with differences in the formulation of the questions. Moreover, margins of error are inherent to every public opinion survey.

⁶ http://ec.europa.eu/public_opinion/index_en.htm

Note: In this report, countries are referred to by their official abbreviation. The abbreviations used in this report correspond to:

Belgium	BE	Latvia	LV
Bulgaria	BG	Luxembourg	LU
Czech Republic	CZ	Hungary	HU
Denmark	DK	Malta	MT
Germany	DE	The Netherlands	NL
Estonia	EE	Austria	AT
Greece	EL	Poland	PL
Spain	ES	Portugal	PT
France	FR	Romania	RO
Croatia	HR	Slovenia	SI
Ireland	IE	Slovakia	SK
Italy	IT	Finland	FI
Republic of Cyprus	CY *	Sweden	SE
Lithuania	LT	United Kingdom	UK

* Cyprus as a whole is one of the 28 European Union Member States. However, the 'acquis communautaire' has been suspended in the part of the country which is not controlled by the government of the Republic of Cyprus. For practical reasons, only the interviews carried out in the part of the country controlled by the government of the Republic of Cyprus are included in the 'CY' category and in the EU28 average.

We wish to thank the people throughout the European Union who have given their time to take part in this survey. Without their active participation, this study would not have been possible.

KEY FINDINGS

- The loss of taxes for the state is identified as the main problem of the black market in cigarettes. In 20 of the 28 Member States this is the most mentioned answer.
- Nearly seven in 10 respondents (69%) think that illegal drugs are one of the most important sources of revenue for organised crime, while only 14 % consider black market cigarettes.
- Only a third of respondents or less in all countries think that black market cigarettes is one of the most important sources of revenue for organised crime. Respondents in Sweden (33%), Ireland (30%) and Lithuania and Latvia (both 29%) are the most likely to mention this.
- Low prices are the most commonly mentioned reason for smoking black market cigarettes (74%).
- Overall, a majority of respondents in every Member State, and at least seven in 10 in 22 countries, believe that one of the main reasons for smoking black market cigarettes is because they are cheaper.
- One in five (19%) say that they have been offered black market cigarettes. 4% of all respondents say that they are offered black market cigarettes at least once a week.
- Black market cigarettes have larger penetration in Eastern European countries: respondents in Latvia (56%), Lithuania (35%), Bulgaria (33%) and Croatia (33%) are most likely to say that they have been offered them.
- A majority of respondents who have been offered black market cigarettes (60%) say they were offered them in the street. Among the people who have been offered black market cigarettes, the majority (60%) say that they offered them in the street.
- At least two thirds of respondents who have been offered black market cigarettes in 10 Member States say that they were offered them in the street

I. PENETRATION OF THE BLACK MARKET IN CIGARETTES

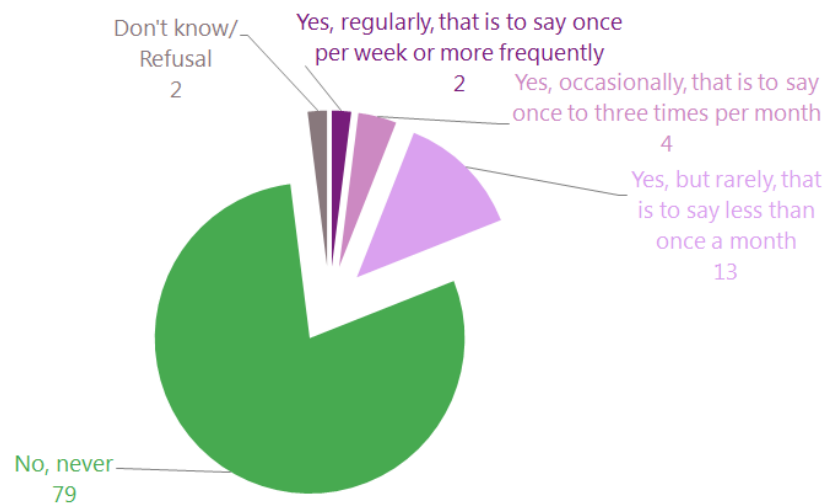
All respondents were asked whether they have ever been offered cigarettes from the black market, and if yes, how often this occurs.

- *Almost a fifth of respondents (19%) have been offered black market cigarettes -*

Nearly eight in 10 respondents (79%) say that they have **never** been offered black market cigarettes while just under one in five respondents say that they have been offered black market cigarettes (19%).

Of these, just over one in 10 respondents say that they have **rarely** been offered black market cigarettes, that is to say less than once a month, (13%), while fewer than one in twenty say they have been offered them **occasionally**, meaning once to three times per month, (4%) or **regularly**, meaning once per week or more frequently (2%).

QC2 Have you ever been offered black market cigarettes to buy or smoke?
(% - EU)



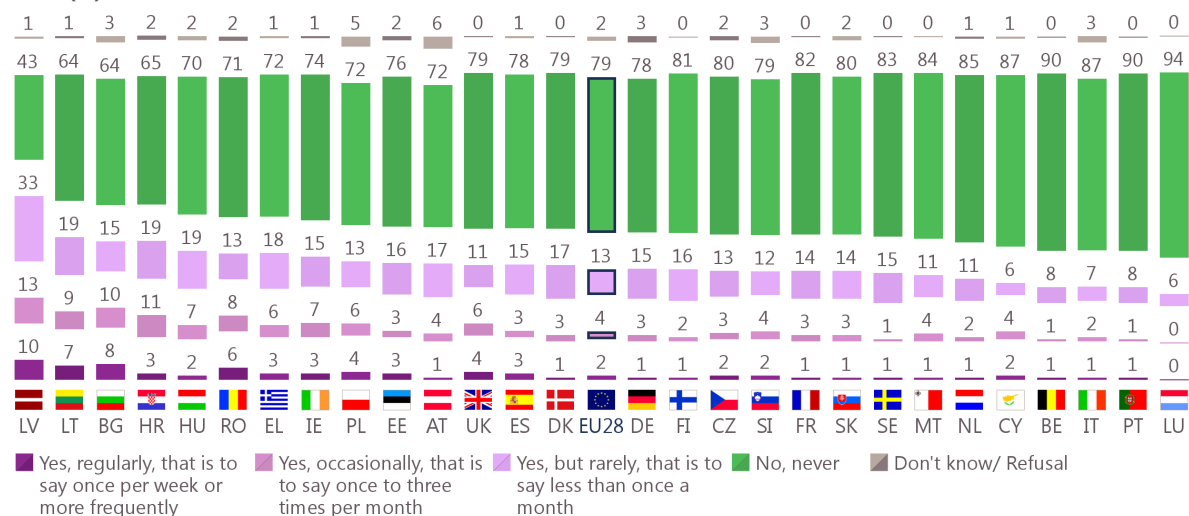
Nearly six in 10 people in Latvia (56%) say that they **have been offered black market cigarettes**, as have at least a third of respondents in Lithuania (35%) and Bulgaria and Croatia (both 33%).

Although many countries have significant proportions of respondents who say that they have been offered cigarettes from the black market, most say they are only offered them **rarely**. This is particularly the case in countries with the highest penetration such as Latvia (33%), Lithuania, Hungary and Croatia (all 19%).

Nonetheless, at least a tenth of respondents are offered black markets cigarettes **at least once a month** in eight countries: Latvia (23%), Bulgaria, (16%) Lithuania (16%), Croatia, Romania (both 14%), Ireland, Poland and the UK (all 10%)

At least nine in 10 respondents in Luxembourg (94%) and Portugal and Belgium (both 90%) say that they have **never** been offered black market cigarettes while, at the other end of the scale, around four in 10 respondents in Latvia (43%) and at least six in 10 in Lithuania and Bulgaria (both 64%) say this.

QC2 Have you ever been offered black market cigarettes to buy or smoke? (%)



A review of the socio-demographic data shows that:





Men are more likely than women to say that they **have** been offered black market cigarettes (24% vs. 14%), although they are more likely to say that they are offered them less than once a month (16% vs. 10%).

Respondents aged 55 or over are the most likely to say that they have **never** been offered black market cigarettes (85% compared with 72% of respondents aged 25-39). Respondents aged 25-39 are the most likely to say both that they **have** been offered black market cigarettes (26% compared with 13% of respondents aged 55 or over).

Unemployed people are the most likely to say that they **have** been offered black market cigarettes (31%), particularly when compared to 12% of retired people.

Unsurprisingly, respondents who have never smoked are the most likely to say that they have **never** been offered black market cigarettes (91% compared with 63% of those who smoke).

QC2 Have you ever been offered black market cigarettes to buy or smoke?
(% - EU)

	No, never	Yes, but rarely, that is to say less than once a month	Yes, occasionally, that is to say once to three times per month	Yes, regularly, that is to say once per week or more frequently	Total 'Yes'
EU28	79	13	4	2	19
 Gender					
Man	74	16	5	3	24
Woman	84	10	3	1	14
 Age					
15-24	78	14	5	2	21
25-39	72	18	5	3	26
40-54	76	14	5	3	22
55 +	85	9	2	2	13
 Education (End of)					
15-	83	9	3	3	15
16-19	76	14	5	3	22
20+	79	14	3	2	19
Still studying	82	12	3	1	16
 Socio-professional category					
Self-employed	72	17	4	3	24
Managers	78	14	4	2	20
Other white collars	79	14	4	1	19
Manual workers	73	17	5	3	25
House persons	84	9	4	2	15
Unemployed	68	18	7	6	31
Retired	86	8	2	2	12
Students	82	12	3	1	16
You					
Smoke	63	23	8	5	36
Have quit smoking	73	17	5	3	25
Have never smoked	91	6	1	0	7

II. WHERE DO CONSUMERS GET THEIR BLACK MARKET CIGARETTES?

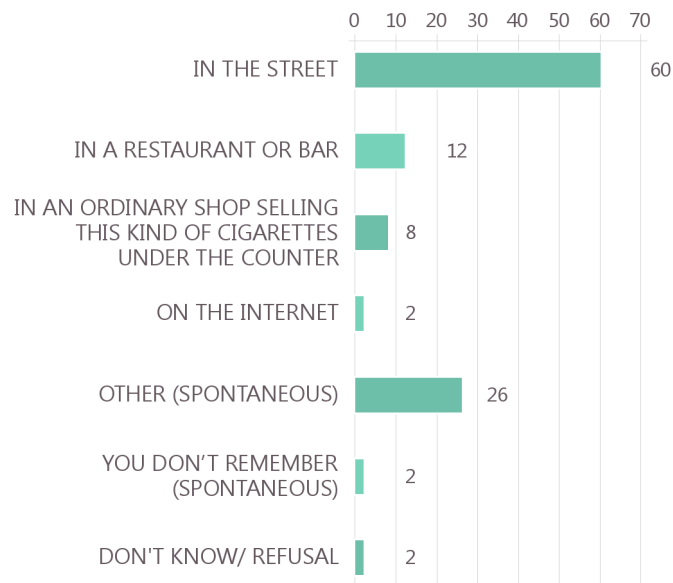
Those who said that they have been offered black market cigarettes were then asked where they were offered them.

- Six in 10 respondents (60%) say they were offered black market cigarettes in the street -

Of those who said that they have been offered black market cigarettes, six in 10 claim that they were offered black market cigarette **in the street** (60%). Around a tenth of respondents were offered them in **a restaurant or bar** (12%) or in **an ordinary shop selling them under the counter** (8%). Only a very small proportion of respondents say they were offered this type of cigarettes **on the Internet** (2%).

Just over a quarter of people say they were offered this type of cigarettes **somewhere else** (spontaneous 'other' responses, 26%).

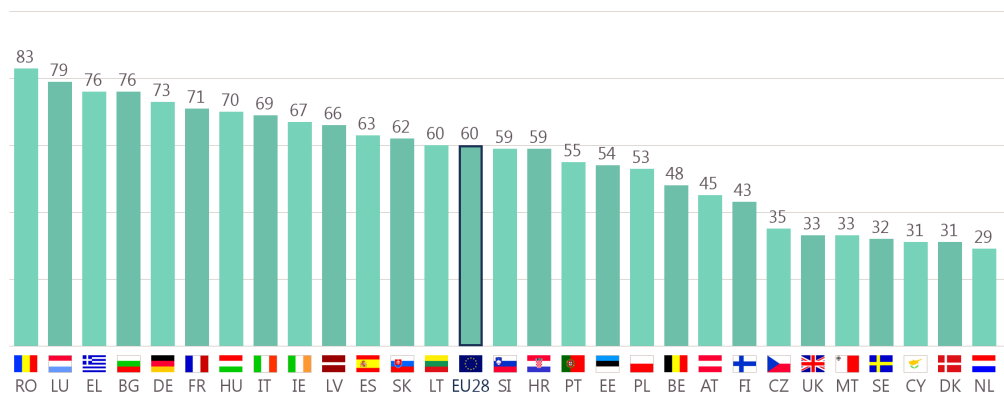
QC3 Where were you offered this type of cigarettes?
(MULTIPLE ANSWERS POSSIBLE)
(% - EU)



Respondents who have been offered black market cigarettes (N=5,346)

Looking at the overall picture, at least two thirds of respondents who have been offered black market cigarettes in 10 Member States say that they were offered them **in the street**. Over eight in 10 respondents in Romania (83%) say they were offered this type of cigarettes **in the street**, followed by slightly fewer in Luxembourg (79%) and Greece and Bulgaria (both 76%). At the other end of the scale, respondents are least likely to give this answer in the Netherlands (29%) and Cyprus and Denmark (both 31%).

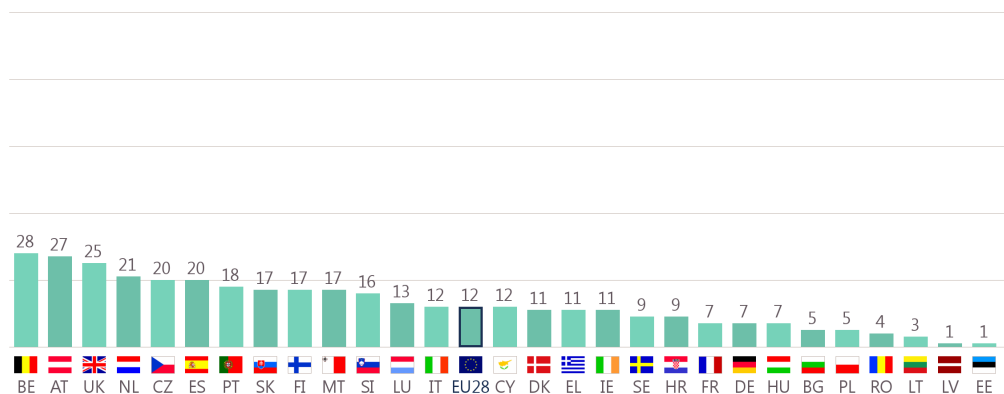
QC3 Where were you offered this type of cigarettes? (MULTIPLE ANSWERS POSSIBLE)
(% - IN THE STREET)



Respondents who have been offered black market cigarettes (N=5,346)

At least a quarter of respondents who have been offered black market cigarettes in Belgium (28%), Austria (27%) and the United Kingdom (25%) say they were offered this type of cigarettes **in a restaurant or bar**. Conversely, this answer is given the least in Estonia and Latvia (both 1%) and Lithuania (3%).

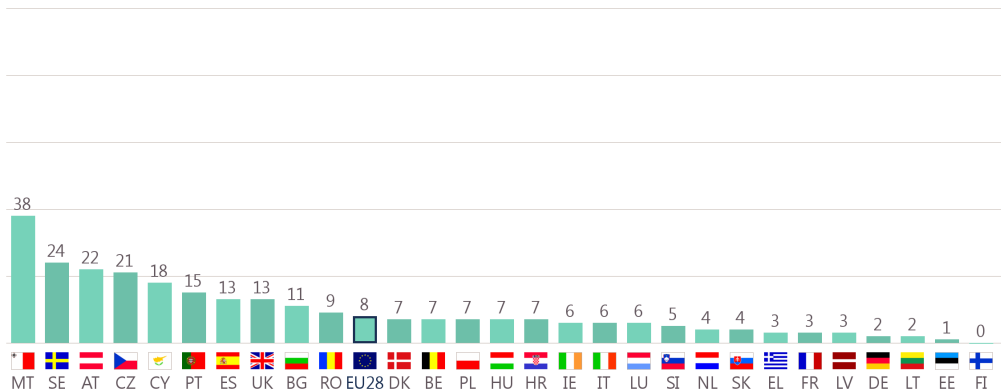
QC3 Where were you offered this type of cigarettes? (MULTIPLE ANSWERS POSSIBLE)
(% - IN A RESTAURANT OR BAR)



Respondents who have been offered black market cigarettes (N=5,346)

Respondents in Malta (38%), Sweden (24%) and Austria (22%) are the most likely to be offered this type of cigarettes **under the counter in an ordinary shop**. Respondents in Finland (0%), Estonia (1%), and Lithuania and Germany (both 2%) are the least likely to say this.

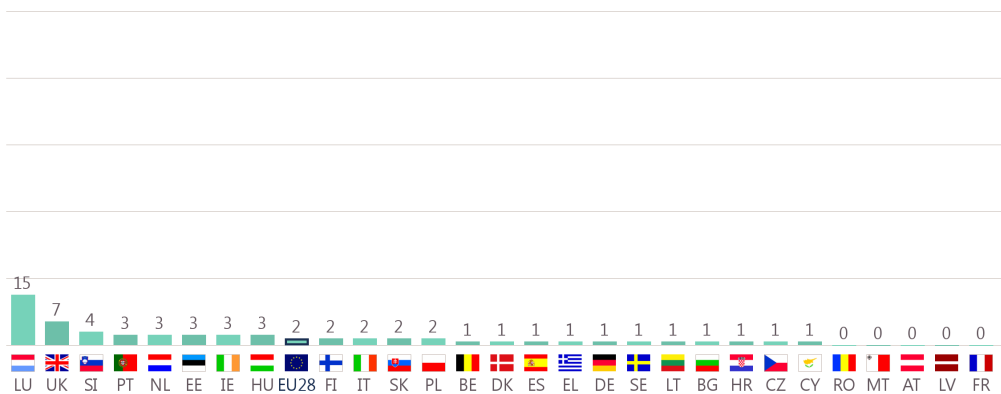
QC3 Where were you offered this type of cigarettes? (MULTIPLE ANSWERS POSSIBLE)
 (% - IN AN ORDINARY SHOP SELLING THIS KIND OF CIGARETTES UNDER THE COUNTER)



Respondents who have been offered black market cigarettes (N=5,346)

With the exception of respondents in Luxembourg (15%), a very small proportion of people in each Member State have been offered black market cigarettes on the Internet.

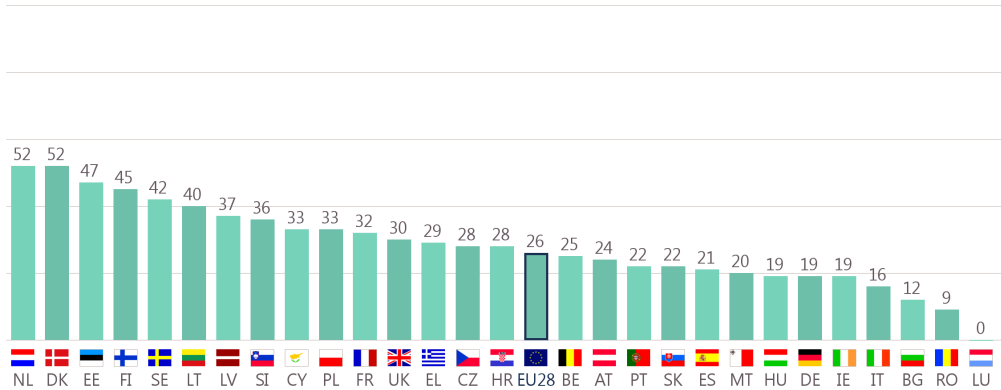
QC3 Where were you offered this type of cigarettes? (MULTIPLE ANSWERS POSSIBLE)
 (% - ON THE INTERNET)



Respondents who have been offered black market cigarettes (N=5,346)

Respondents in the Netherlands and Denmark (both 52%) and Estonia (47%) are the most likely to be offered this type of cigarettes **somewhere else**. At the other end of the scale, people in Luxembourg (0%), Romania (9%) and Bulgaria (12%) are the least likely to say this.

QC3 Where were you offered this type of cigarettes? (MULTIPLE ANSWERS POSSIBLE)
(% - OTHER (SPONTANEOUS))






Respondents who have been offered black market cigarettes (N=5,346)

Socio-demographic analysis shows that men are slightly more likely than women to have been offered black market cigarettes in the street (62% vs. 57%).

Those who left school at the age of 15 or under were the most likely to be offered this type of cigarettes **in a restaurant or bar** (for example, 17% vs. 11% of respondents with the highest level of education).

There are few differences in terms of occupation, although unemployed people (14%) are more likely than manual workers and retired people (both 6%) to have been offered black market cigarettes in an **ordinary shop, under the counter**.

QC3 Where were you offered this type of cigarettes? (MULTIPLE ANSWERS POSSIBLE)
(% - EU)

	In the street	In a restaurant or bar	In an ordinary shop selling this kind of cigarettes under the counter	On the Internet	Other (SPONTANEOUS)
EU28	60	12	8	2	26
 Gender					
Man	62	13	7	2	25
Woman	57	12	9	2	27
 Education (End of)					
15-	57	17	8	3	26
16-19	59	12	8	2	26
20+	62	11	8	2	24
Still studying	65	10	5	2	31
 Socio-professional category					
Self-employed	58	15	7	3	24
Managers	60	8	9	1	27
Other white collars	59	13	7	3	25
Manual workers	61	13	6	2	25
House persons	59	15	10	1	21
Unemployed	57	13	14	4	25
Retired	59	13	6	1	27
Students	65	10	5	2	31

Respondents who have been offered black market cigarettes (N=5,346)

III. REASONS FOR SMOKING BLACK MARKET CIGARETTES

All respondents were then asked what they thought the main reasons for smoking black market cigarettes are.

- A majority of respondents (74%) think that one of the main reasons for smoking is that they are cheaper -

Nearly three-quarters of respondents say that one of main reasons for smoking black market cigarettes is that **they are cheaper** (74%). The second most given reason is the fact that they are **easily available**, although only 9% of Europeans say this. Only 1% of respondents hold the view that **they taste better**.

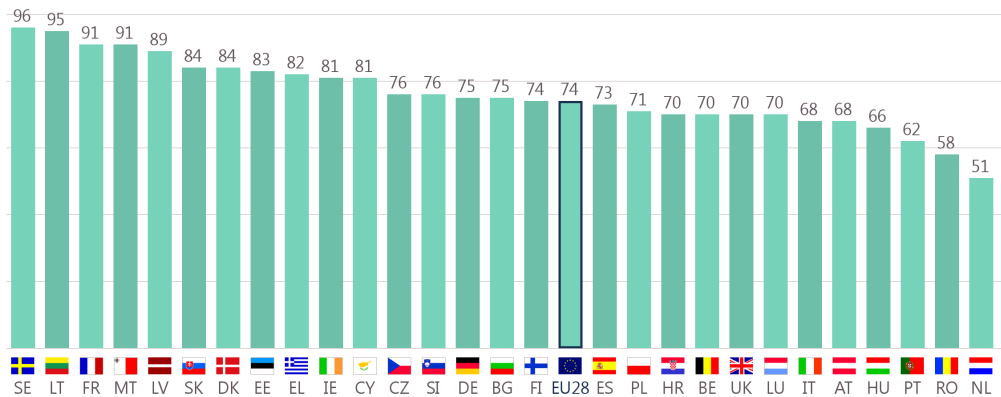
It is worth noting that around one in 10 respondents spontaneously say that **they would never buy black market cigarettes** (12%) and a further 7% are unable to give a reason.

QC4 From your point of view, what are the main reasons for smoking black market cigarettes? (MAX. 2 ANSWERS)
(% - EU)



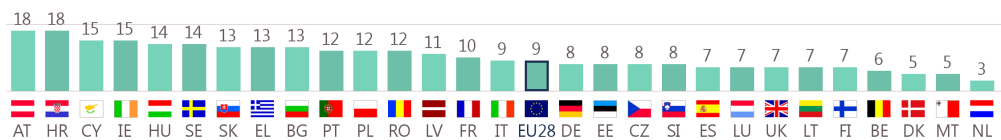
Overall, a majority of respondents in every Member State, and at least 70% in 22 countries, believe that one of the main reasons for smoking black market cigarettes is because **they are cheaper**. This proportion ranges from over nine in 10 respondents in Sweden (96%), Lithuania (95%) and Malta and France (both 91%) to less than two thirds of respondents in the Netherlands (51%), Romania (58%) and Portugal (62%).

QC4 From your point of view, what are the main reasons for smoking black market cigarettes? (MAX. 2 ANSWERS)
(% - THEY ARE CHEAPER)



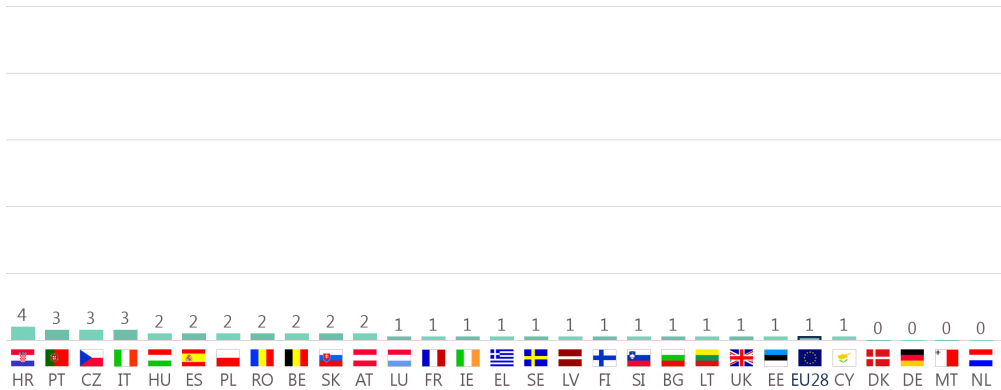
The proportion of respondents that think one of the main reasons for smoking black market cigarettes is that they are **easily available** is relatively low in every Member State. People in Austria and Croatia (both 18%) and Ireland and Cyprus (both 15%) are the most likely to say that **easy availability** is one of the main reasons. At the opposite end of the scale, people in the Netherlands (3%), Denmark and Malta (both 5%) are the least likely.

QC4 From your point of view, what are the main reasons for smoking black market cigarettes? (MAX. 2 ANSWERS)
(% - THEY ARE EASILY AVAILABLE)



Almost no respondents in every Member State attribute the view that they taste better as one of the main reasons for smoking black market cigarettes.

QC4 From your point of view, what are the main reasons for smoking black market cigarettes? (MAX. 2 ANSWERS)
(% - THEY TASTE BETTER)



Socio-demographic analysis reveals no differences between genders.

Respondents aged 25-39 are the most likely to mention the fact that black market cigarettes are **cheaper** as one of the main reasons for smoking them (78% compared with 71% of both 15-24 year-olds and respondents aged 55 or over).

Respondents who stayed longest in education are more likely than those who left school earliest to mention the fact that black market cigarettes are **cheaper** as one of the main reasons for smoking black market cigarettes (77% vs. 70% of respondents who left school aged 15 or younger).

Unemployed people are more likely than house persons to mention the fact that **black market cigarettes are cheaper** (80% vs. 68%).





People who smoke are the most likely to say that the fact that **they are cheaper** is one of the main reasons for smoking black market cigarettes (81% compared with 68% of those who have never smoked).

Unsurprisingly, those who have never smoked are the most likely to be **unable to give a reason** why people smoke cigarettes from the black market (11% compared with 3% of those people who smoke).

People who have been offered black market cigarettes (89%) are more likely than those who have not (71%) to say that one of the main reasons for smoking black market cigarettes is that they are **cheaper**.

QC4 From your point of view, what are the main reasons for smoking black market cigarettes? (MAX. 2 ANSWERS)

(% - EU)

	They are cheaper	They are easily available	They taste better	You would never buy black market cigarettes (SPONTANEOUS)
EU28	74	9	1	12
 Gender				
Man	76	9	2	11
Woman	72	9	1	12
 Age				
15-24	71	13	2	11
25-39	78	9	2	11
40-54	76	9	1	12
55 +	71	8	1	12
 Education (End of)				
15-	70	8	2	12
16-19	75	10	1	12
20+	77	8	1	10
Still studying	71	12	2	12
 Socio-professional category				
Self-employed	76	9	2	11
Managers	76	8	2	11
Other white collars	73	9	2	15
Manual workers	78	10	1	11
House persons	68	9	1	11
Unemployed	80	10	1	8
Retired	71	9	1	12
Students	71	12	2	12
Have been offered black market cigarettes				
No	71	8	1	13
Total 'Yes'	89	13	2	4

IV. MAIN SOURCES OF REVENUE FOR ORGANISED CRIME

Broadening the topic, respondents were then asked what they thought the most important sources of revenue for organised crime is.

- Nearly seven in 10 people (69%) say that illegal drugs are one of the most important sources of revenue for organised crime, while only 14% consider black market cigarettes -

When respondents are asked what they think the single most important source of revenue for organised crime is, **illegal drugs** stand out with almost half (46%) mentioning this item. **Prostitution and human trafficking** (17%) and the **illicit trading in firearms** (12%) follow by a distance, with more than a tenth of respondents mentioning them.

Less than one in 10 respondents mention the counterfeiting of goods (9%), black market cigarettes (6%) and illegal gambling (3%).

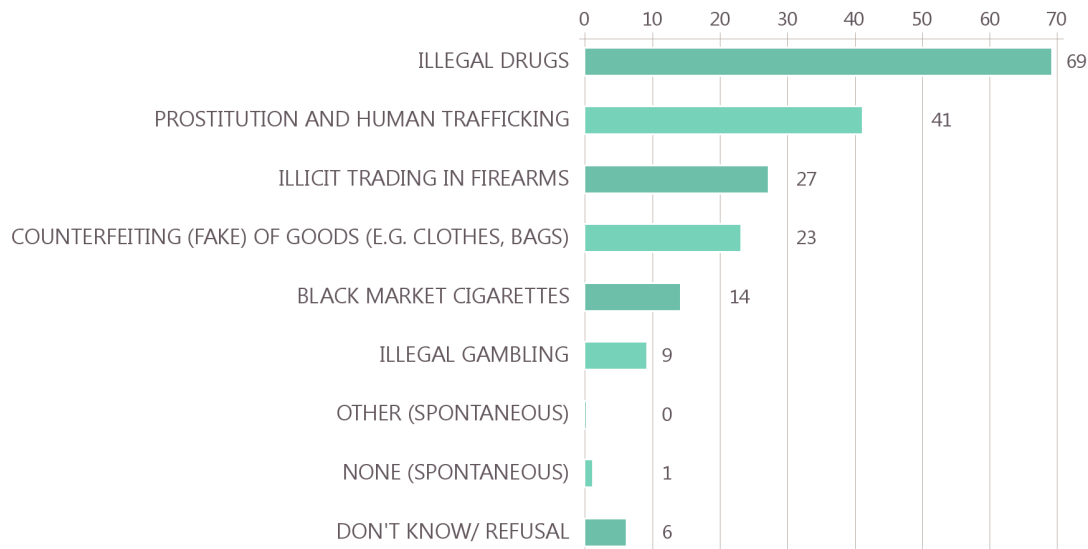
QC5a Within the EU, which of the following do you think is the most important source of revenue for organised crime? (% - EU)



Respondents were given an opportunity to say what they thought the second most important source of revenue of crime is, and when combining the answers of the two questions, a similar pattern can be observed,

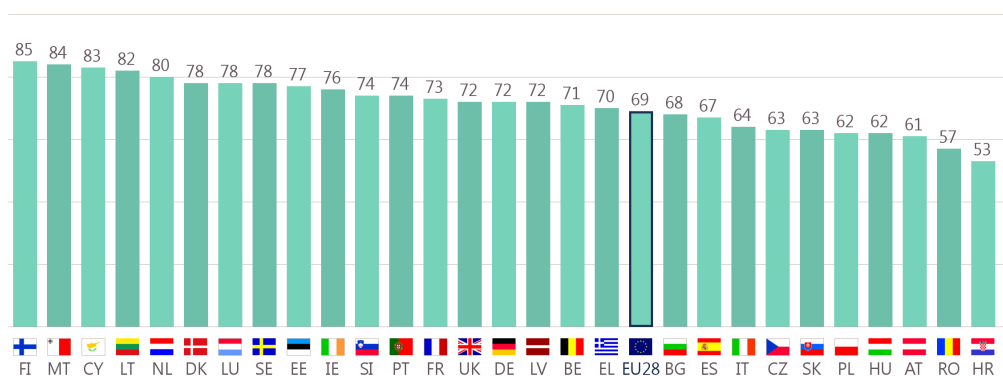
Nearly seven in 10 respondents (69%) identify **illegal drugs** as one of the most important sources of income for organised crime. At least four in 10 (41%) mention **prostitution and human trafficking** as an important source of revenue for organised crime, while around a quarter of respondents mention **illicit trading in firearms** (27%) and **counterfeiting of goods such as clothes or bags** (23%). Just over one in 10 respondents (14%) cite **black market cigarettes** and **illegal gambling** is mentioned by less than a tenth of respondents (9%).

QC5T Which are the most important sources of revenue for organised crime within the EU? And which do you think is the second most important? (MAX. 2 ANSWERS) (% - EU)



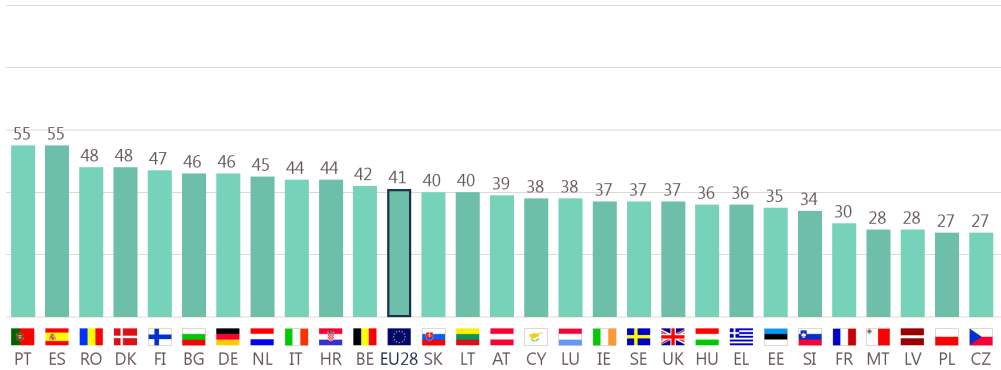
In all countries, **illegal drugs** is the most mentioned answer. Respondents in Finland (85%), Malta (84%) and Cyprus (83%) are the most likely to identify illegal drugs as one of the most important sources of income for organised crime. At the other end of the scale, the results are still relatively high in Croatia (53%), Romania (57%) and Austria (61%).

QC5T Which are the most important sources of revenue for organised crime within the EU? And which do you think is the second most important? (MAX. 2 ANSWERS) (% - ILLEGAL DRUGS)



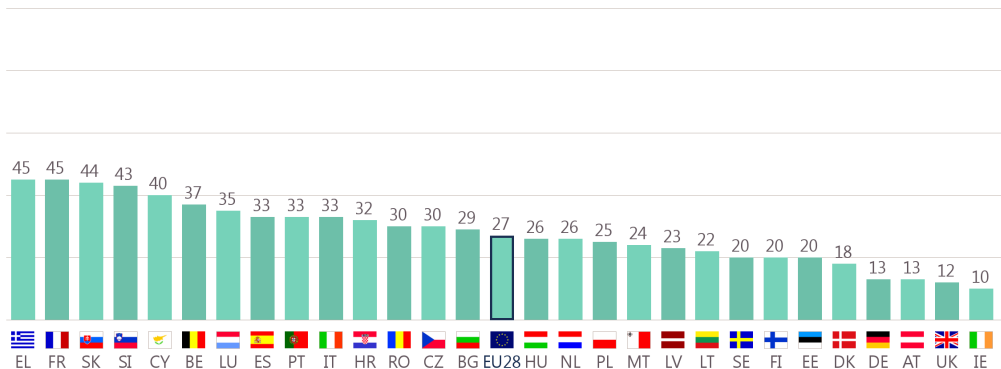
Over half the respondents in Spain and Portugal (both 55%), and nearly half in Denmark and Romania (both 48%) mention **prostitution and human trafficking** as important sources of revenue for organised crime. In contrast, this answer is given the least in Poland and the Czech Republic (both 27%) and in Malta and Latvia (both 28%).

QC5T Which are the most important sources of revenue for organised crime within the EU? And which do you think is the second most important? (MAX. 2 ANSWERS)
(% - PROSTITUTION AND HUMAN TRAFFICKING)



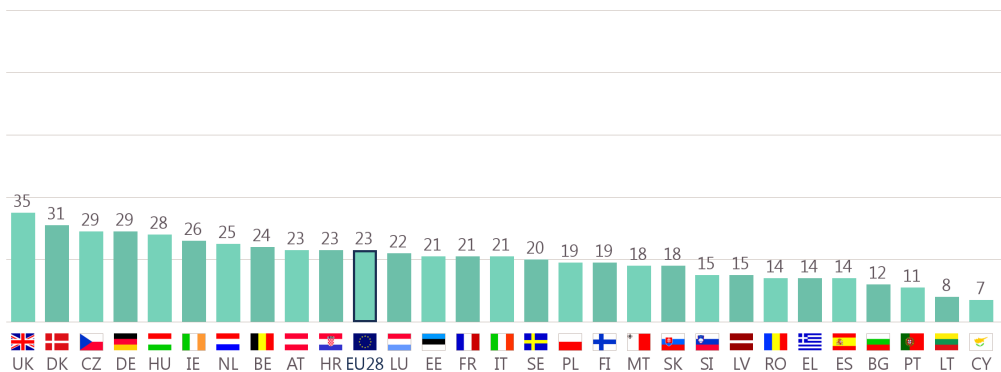
At least a third of respondents in 10 Member states think that the **illicit trading in firearms** is one of the most important sources of revenue for organised crime and it is most mentioned in Greece and France (both 45%) and Slovakia (44%) and least in Ireland (10%), the United Kingdom (12%), and Austria and Germany (both 13%).

QC5T Which are the most important sources of revenue for organised crime within the EU? And which do you think is the second most important? (MAX. 2 ANSWERS)
(% - ILLICIT TRADING IN FIREARMS)



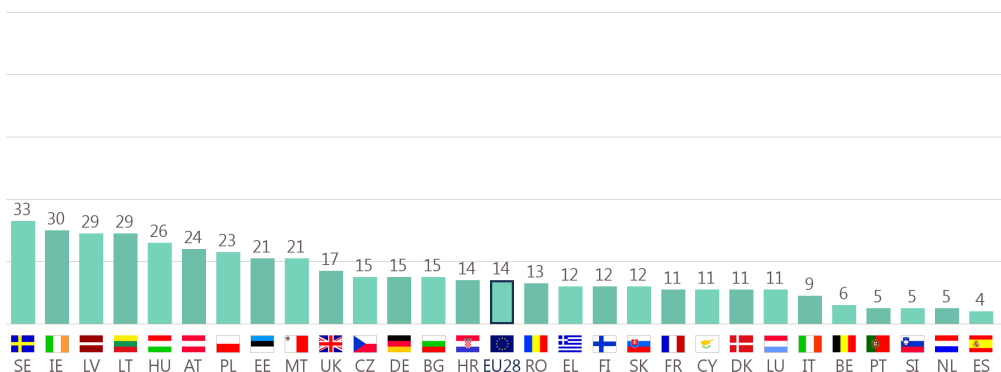
Just over a third of respondents in the United Kingdom (35%) say that **counterfeiting of goods (such as clothes or bags)** is one of the most important sources of income for organised crime. Nearly a third in Denmark (31%) and the Czech Republic and Germany (both 29%) also state the same while at the other extreme, this answer is mentioned the least in Cyprus (7%), Lithuania (8%) and Portugal (11%).

QC5T Which are the most important sources of revenue for organised crime within the EU? And which do you think is the second most important? (MAX. 2 ANSWERS)
(% - COUNTERFEITING (FAKE) OF GOODS (E.G. CLOTHES, BAGS))



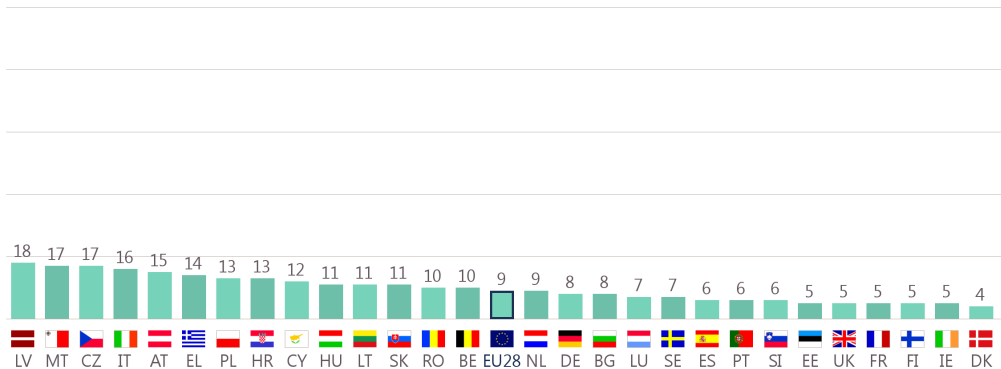
In all of the countries, a third of respondents or less think that **black market cigarettes** is one of the most important sources of revenue for organised crime. At one extreme, less than a tenth of people hold this view in Spain (4%), the Netherlands, Slovenia, Portugal (all 5%), Belgium (6%) and Italy (9%). Conversely, respondents in Sweden (33%), Ireland (30%), Lithuania and Latvia (both 29%) are the most likely to mention black market cigarettes.

QC5T Which are the most important sources of revenue for organised crime within the EU? And which do you think is the second most important? (MAX. 2 ANSWERS)
(% - BLACK MARKET CIGARETTES)



Respondents are the most likely to identify **illegal gambling** as one of the most important sources of revenue for organised crime in Latvia (18%), Malta and the Czech Republic (both 17%), and the least likely to do so in Denmark (4%) and Ireland, Estonia, Finland, the United Kingdom and France (all 5%).

QC5T Which are the most important sources of revenue for organised crime within the EU? And which do you think is the second most important? (MAX. 2 ANSWERS)
(% - ILLEGAL GAMBLING)



Socio-demographic analysis does not reveal any differences between genders.





Respondents aged 25-39 are the most likely to say **that prostitution and human trafficking** are one of the most important sources of revenue for organised crime (43%); 15-24 year-olds are the least likely to mention this (36%). Respondents aged 55 or over are the most likely to cite **illicit trading in firearms** (30%), while 15-24 year-olds are once again the least likely (24%). Conversely, 15-24 year-olds (26%) are more likely than respondents aged 55 or over (20%) to think that **counterfeiting of goods** is one of the most important sources of revenue for organised crime.

Respondents with the highest level of education are the most likely to say that the **counterfeiting of goods** is one of the most important sources of income for organised crime (25%). Those who left school at the age of 15 or under are the least likely to give this answer (16%).

Managers are the most likely to mention the **counterfeiting of goods** (29% compared with 18% of retired people) as one of the most important sources of income for organised crime while unemployed people are the most likely to mention **prostitution and human trafficking** (48% compared with both 39% of house persons and retired people)

Conversely, retired people are the most likely to think that **illicit trading in firearms** (30% compared with 22% of managers) is one of the most important **sources of revenue** for organised crime, while manual workers are the most likely to mention **illegal drugs** (71% compared with 65% of house persons).

QC5T Which are the most important sources of revenue for organised crime within the EU? And which do you think is the second most important? (MAX. 2 ANSWERS)
(% - EU)

	Illegal drugs	Prostitution and human trafficking	Illicit trading in firearms	Counterfeiting (fake) of goods (e.g. clothes, bags)	Black market cigarettes	Illegal gambling
EU28	69	41	27	23	14	9
 Gender						
Man	71	40	26	24	15	10
Woman	68	41	28	22	13	9
 Age						
15-24	72	36	24	26	16	10
25-39	68	43	25	25	15	9
40-54	70	42	26	25	14	10
55+	68	40	30	20	12	9
 Education (End of)						
15-	68	41	31	16	10	8
16-19	69	41	26	23	15	10
20+	69	42	27	25	14	8
Still studying	74	36	24	27	16	9
 Socio-professional category						
Self-employed	68	47	26	24	13	10
Managers	68	42	22	29	14	10
Other white collars	66	41	28	25	14	11
Manual workers	71	41	26	24	16	9
House persons	65	39	29	22	14	11
Unemployed	69	48	27	21	12	8
Retired	69	39	30	18	12	8
Students	74	36	24	27	16	9

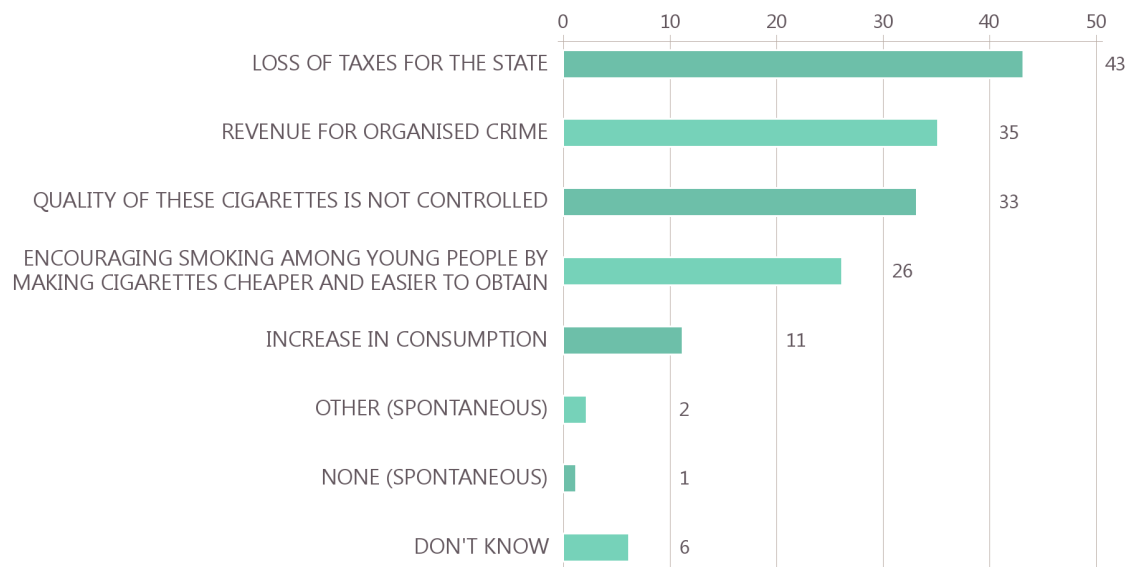
V. MAIN PROBLEMS OF THE BLACK MARKET IN CIGARETTES

In the last chapter, this report discusses what respondents think the main problems of the black market in cigarettes are.

- In 20 of the 28 Member States, the loss of taxes for the state is the most mentioned problem of the black market in cigarettes -

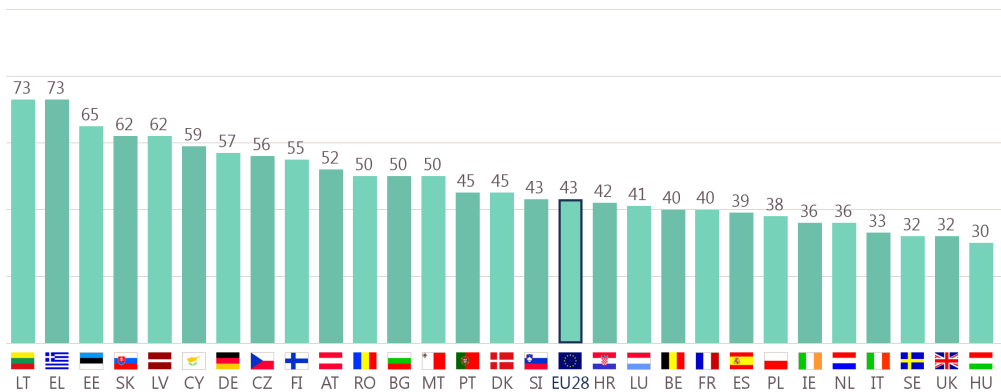
The **loss of taxes for the state** is seen as one of the main problems of the black market in cigarettes by at least four in 10 respondents (43%). At least a third mention **revenue for organised crime** (35%) and **the lack of quality control of these cigarettes** (33%), while just over a quarter of respondents mention **encouraging smoking among young people by making cigarettes cheaper and easier to obtain** (26%). Finally, just over one in 10 respondents (11%) consider **the increase in consumption** as one of the main problems of the black market in cigarettes.

QC6 From your point of view, what are the main problems of the black market in cigarettes? (MAX. 2 ANSWERS)
(% - EU)



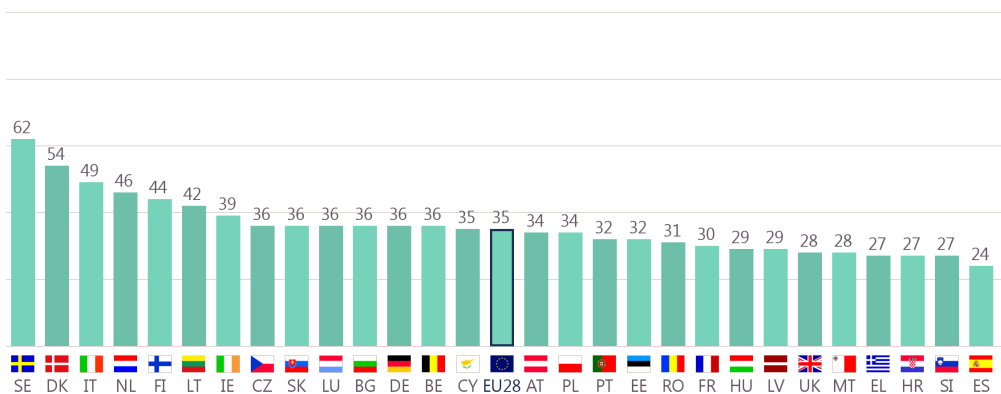
In 20 of the 28 Member States **the loss of taxes for the state** is the most mentioned answer. Nearly three-quarters of respondents in Greece and Lithuania (both 73%) and nearly two-thirds in Estonia (65%) cite the loss of taxes for the state as one of the main problems of the black market in cigarettes. At the other extreme, around three in 10 respondents in Hungary (30%), the United Kingdom and Sweden (both 32%) say the same.

QC6 From your point of view, what are the main problems of the black market in cigarettes? (MAX. 2 ANSWERS)
(% - LOSS OF TAXES FOR THE STATE)



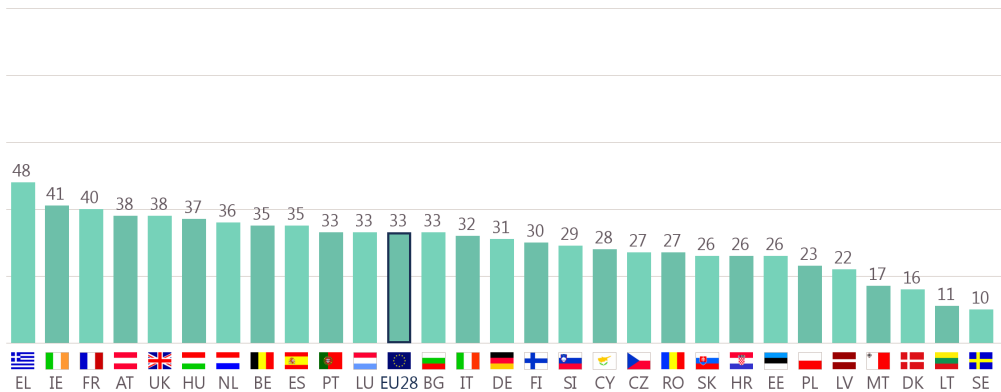
Respondents in Sweden (62%), Denmark (54%) and Italy (49%) are the most likely to mention **revenue for organised crime** as one of the main problems of the black market in cigarettes, while respondents in Spain (24%), Slovenia, Croatia and Greece (all 27%) are least likely to do so.

QC6 From your point of view, what are the main problems of the black market in cigarettes? (MAX. 2 ANSWERS)
(% - REVENUE FOR ORGANISED CRIME)



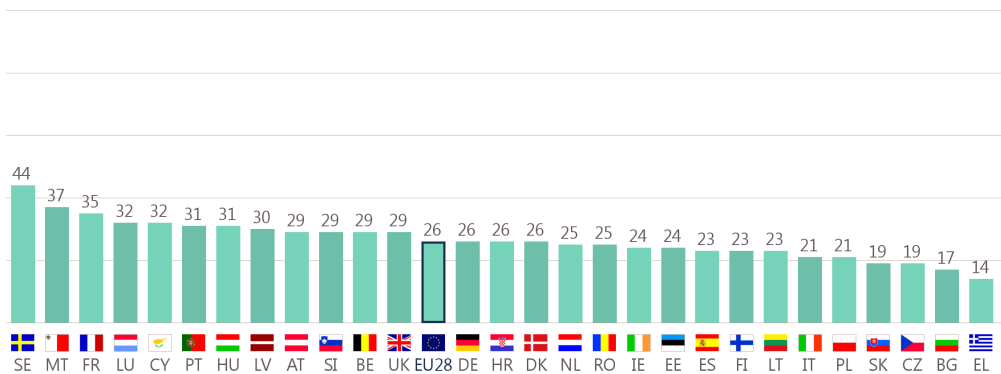
The lack of quality control of these cigarettes is mentioned most by respondents in Greece (48%), Ireland (41%) and France (40%) and least by people in Sweden (10%), Lithuania (11%) and Denmark (16%).

QC6 From your point of view, what are the main problems of the black market in cigarettes? (MAX. 2 ANSWERS)
(% - QUALITY OF THESE CIGARETTES IS NOT CONTROLLED)



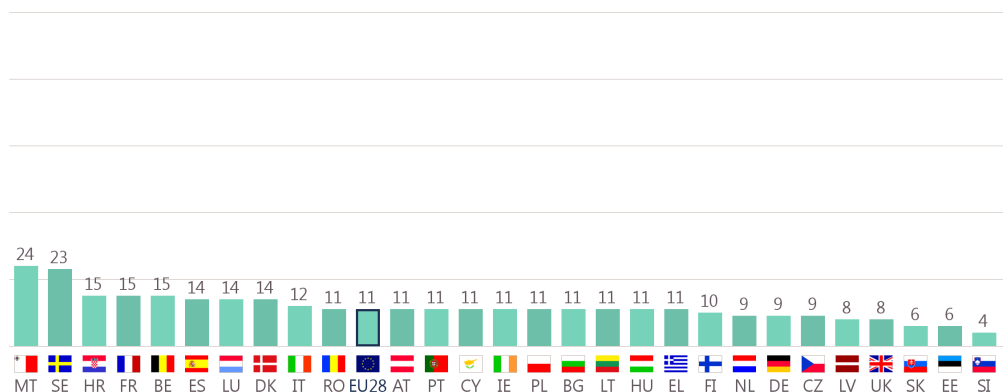
Encouraging smoking among young people by making cigarettes cheaper and easier to obtain is mentioned most in Sweden (44%), Malta (37%) and France (35%) and least in Greece (14%), Bulgaria (17%), Slovakia and the Czech Republic (both 19%).

QC6 From your point of view, what are the main problems of the black market in cigarettes? (MAX. 2 ANSWERS)
(% - ENCOURAGING SMOKING AMONG YOUNG PEOPLE BY MAKING CIGARETTES CHEAPER AND EASIER TO OBTAIN)



The view that one of the main problems of the black market in cigarettes is the fact that it leads to an **increase in cigarette consumption** is held most widely by respondents in Malta (24%), Sweden (23%), and Belgium, France and Croatia (all 15%) and least by respondents in Slovenia (4%), Estonia and Slovakia (both 6%).

QC6 From your point of view, what are the main problems of the black market in cigarettes? (MAX. 2 ANSWERS)
(% - INCREASE IN CONSUMPTION)



Socio-demographic analysis does not reveal any differences between genders.





The results by age display some interesting differences: the youngest respondents are the least likely to think that the loss of taxes for the state (35%, compared with 41-46% of older respondents) and the revenue for organised crime (30%, compared with 35-36% of older respondents) are the main problems of the black market in cigarettes. On the other hand, they are much more likely to consider the fact that it encourages smoking among young people than their older counterparts (34% vs. 24-26%)

Respondents who were in education longest (40%) are the most likely to mention the **revenue for organised crime** as one of the main problems of the black market in cigarettes. Those who left school at the age of 15 or under are least likely to say this (30%).

Self-employed people (47%) are more likely than house persons to mention the **loss of taxes for the state** (37%) while manual workers are the most likely to mention the **lack of quality control** of these cigarettes (37% compared with 27% of retired people). Managers are the most likely to mention **revenue for organised crime** (38%) as one of the main problems of the black market in cigarettes, compared to just 30% of house persons.

Respondents who have been offered black market cigarettes are slightly more likely to say that the **lack of quality control** is one of the main problems (39% compared with 32% of those who have not).

QC6 From your point of view, what are the main problems of the black market in cigarettes? (MAX. 2 ANSWERS)
(% - EU)

	Loss of taxes for the State	Revenue for organised crime	Quality of these cigarettes is not controlled	Encouraging smoking among young people by making cigarettes cheaper and easier to obtain	Increase in consumption
EU28	43	35	33	26	11
 Gender					
Man	45	37	34	24	11
Woman	41	33	32	28	12
 Age					
15-24	35	30	37	34	14
25-39	41	35	38	26	12
40-54	46	36	34	24	10
55 +	44	36	28	25	11
 Education (End of)					
15-	40	30	30	27	12
16-19	45	35	34	25	10
20+	44	40	33	25	11
Still studying	37	33	35	34	14
 Socio-professional category					
Self-employed	47	37	34	22	11
Managers	41	38	34	25	11
Other white collars	45	37	35	25	10
Manual workers	44	34	37	26	11
House persons	37	30	35	27	12
Unemployed	40	31	36	27	14
Retired	45	35	27	26	10
Students	37	33	35	34	14
Have been offered black market cigarettes					
No	43	35	32	27	12
Total 'Yes'	44	36	39	25	11

CONCLUSION

The results of this survey show that there is a distinct gap between the reality of the black market in cigarettes and the perception Europeans have of the issue.

When respondents are asked what they think the main problems are of the black market in cigarettes, most identify the loss of taxes for the state. Furthermore, only a small proportion of European recognise that the black market is one of the key revenue sources for organised crime groups.

When looking at the reasons for smoking black market cigarettes, the price is by far the most recognised reason, both among smokers and non-smokers.

Considering all respondents, when asked whether they have been offered black market cigarettes, only around a fifth say this has been the case. This proportion however rises to over a third among those who currently smoke. Geographically, black market cigarettes have larger penetration in Eastern European countries than elsewhere. In terms of where people have been offered black market cigarettes, 'in the street' is by far the most common place. In fact, at least two thirds of respondents who have been offered black market cigarettes in 10 Member States mention this.

In light of this, it is clear that Europeans are concerned how the cigarette smuggling and the illicit trade in other tobacco products is hurting public revenues. The survey does suggest however that there may be a case to raise awareness among the citizens that this illicit trade is one of the main revenue sources for organised crime gangs.

The survey provides detailed information from all 28 Member States, based on a number of social and demographic factors. The finding of this report may be useful for Member States when considering and designing awareness raising activities to fight the illicit cigarette trade. A factsheet for each Member State is available.

TECHNICAL SPECIFICATIONS

Between the 28th November and the 7th December 2015, TNS opinion & social, a consortium created between TNS political & social, TNS UK and TNS opinion, carried out the wave 84.4 of the EUROBAROMETER survey, on request of the EUROPEAN COMMISSION, Directorate-General for Communication, “Strategy, Corporate Communication Actions and Eurobarometer” Unit.

The wave 84.4 covers the population of the respective nationalities of the European Union Member States, resident in each of the 28 Member States and aged 15 years and over.

	COUNTRIES	INSTITUTES	N° INTERVIEWS	DATES FIELDWORK		POPULATION 15+	PROPORTION EU28
BE	Belgium	TNS Dimarso	1.016	28/11/15	07/12/15	9.263.570	2,18%
BG	Bulgaria	TNS BBSS	1.025	28/11/15	07/12/15	6.294.563	1,48%
CZ	Czech Rep.	TNS Aisa	1.045	28/11/15	07/12/15	8.955.829	2,11%
DK	Denmark	TNS Gallup DK	1.012	28/11/15	07/12/15	4.625.032	1,09%
DE	Germany	TNS Infratest	1.527	28/11/15	07/12/15	71.283.580	16,79%
EE	Estonia	TNS Emor	1.023	28/11/15	07/12/15	1.113.355	0,26%
IE	Ireland	Behaviour & Attitudes	1.000	28/11/15	07/12/15	3.586.829	0,84%
EL	Greece	TNS ICAP	1.005	28/11/15	07/12/15	8.791.499	2,07%
ES	Spain	TNS Spain	1.006	28/11/15	07/12/15	39.506.853	9,31%
FR	France	TNS Sofres	1.038	28/11/15	07/12/15	51.668.700	12,17%
HR	Croatia	HENDAL	1.008	28/11/15	07/12/15	3.625.601	0,85%
IT	Italy	TNS Italia	967	28/11/15	07/12/15	51.336.889	12,09%
CY	Rep. Of Cyprus	CYMAR	501	28/11/15	07/12/15	724.084	0,17%
LV	Latvia	TNS Latvia	1.008	28/11/15	07/12/15	1.731.509	0,41%
LT	Lithuania	TNS LT	1.001	28/11/15	07/12/15	2.535.329	0,60%
LU	Luxembourg	TNS ILReS	502	28/11/15	07/12/15	445.806	0,11%
HU	Hungary	TNS Hoffmann	1.028	28/11/15	07/12/15	8.477.933	2,00%
MT	Malta	MISCO	500	28/11/15	07/12/15	360.045	0,08%
NL	Netherlands	TNS NIPO	1.042	28/11/15	07/12/15	13.901.653	3,27%
AT	Austria	ipr Umfrageforschung	1.001	28/11/15	07/12/15	7.232.497	1,70%
PL	Poland	TNS Polska	1.006	28/11/15	07/12/15	32.736.685	7,71%
PT	Portugal	TNS Portugal	1.022	28/11/15	07/12/15	8.512.269	2,01%
RO	Romania	TNS CSOP	1.002	28/11/15	07/12/15	16.880.465	3,98%
SI	Slovenia	RM PLUS	1.003	28/11/15	07/12/15	1.760.726	0,41%
SK	Slovakia	TNS Slovakia	1.036	28/11/15	07/12/15	4.580.260	1,08%
FI	Finland	TNS Gallup Oy	999	28/11/15	07/12/15	4.511.446	1,06%
SE	Sweden	TNS Sifo	1.028	28/11/15	07/12/15	7.944.034	1,87%
UK	United Kingdom	TNS UK	1.321	28/11/15	07/12/15	52.104.731	12,27%
	TOTAL EU28		27.672	28/11/15	07/12/15	424.491.772	100%*

* It should be noted that the total percentage shown in this table may exceed 100% due to rounding

QUESTIONNAIRE

QC1 Which of the following statements about smoking cigarettes applies to you? Please note in this survey smoking cigarettes does not include the use of electronic cigarettes.

(READ OUT – ONE ANSWER ONLY)

- | | |
|--|---|
| You currently smoke | 1 |
| You used to smoke but you have stopped | 2 |
| You have never smoked | 3 |
| DK | 4 |

NEW

QC2 Have you ever been offered black market cigarettes to buy or smoke?

(READ OUT – ONE ANSWER ONLY)

- | | |
|---|---|
| No, never | 1 |
| Yes, but rarely, that is to say less than once a month | 2 |
| Yes, occasionally, that is to say once to three times per month | 3 |
| Yes, regularly, that is to say once per week or more frequently | 4 |
| Refusal (SP.) | 5 |
| DK | 6 |

NEW

ASK QC3 IF "YES", CODE 2 TO 4 IN QC2 - OTHERS GO TO QC4

QC3: CODES 6 TO 8 ARE EXCLUSIVE

QC3 Where were you offered this type of cigarettes?

(READ OUT – MULTIPLE ANSWERS POSSIBLE)

- | | |
|---|----|
| On the Internet | 1, |
| In an ordinary shop selling this kind of cigarettes under the counter | 2, |
| In the street | 3, |
| In a restaurant or bar | 4, |
| Other (SP.) | 5, |
| You don't remember (SP.) | 6 |
| Refusal (SP.) | 7 |
| DK | 8 |

NEW

ASK ALL

QC4: ROTATE ANSWERS 1 TO 3

QC4: MAX. 2 ANSWERS

QC4: CODES 4, 6 AND 7 ARE EXCLUSIVE

QC4 From your point of view, what are the main reasons for smoking black market cigarettes?

(READ OUT – MAX. 2 ANSWERS)

- | | |
|---|----|
| They are cheaper | 1, |
| They taste better | 2, |
| They are easily available | 3, |
| You would never buy black market cigarettes (SP.) | 4, |
| Other (SP.) | 5, |
| None (SP.) | 6 |
| DK | 7 |

NEW

QC5a&b: ROTATE ANSWERS 1 TO 6

QC5b: DO NOT ASK QC5b IF CODE 8, 9 OR 10 IN QC5a

QC5b: CODE 9 CANNOT BE PROPOSED

QC5b: DO NOT PROPOSE CODE 1 TO 6 IN QC5b IF ALREADY MENTIONNED IN QC5a

QC5a Within the EU, which of the following do you think is the most important source of revenue for organised crime?

QC5b And which do you think is the second most important?

(SHOW SCREEN – READ OUT – ONE ANSWER PER COLUMN)

	QC5a	QC5b
	FIRST	SECOND
Black market cigarettes	1	1
Counterfeiting (fake) of goods (e.g. clothes, bags)	2	2
Illegal gambling	3	3
Prostitution and human trafficking	4	4
Illegal drugs	5	5
Illicit trading in firearms	6	6
Other (SP.)	7	7
None (SP.)	8	8
Refusal (SP.)	9	9
DK	10	10

NEW

QC6: ROTATE ANSWERS 1 TO 5

QC6: MAX. 2 ANSWERS

QC6: CODES 7 AND 8 ARE EXCLUSIVE






























QC6 From your point of view, what are the main problems of the black market in cigarettes?

(SHOW SCREEN – READ OUT – MAX. 2 ANSWERS)






























Encouraging smoking among young people by making cigarettes cheaper and easier to	1,
Loss of taxes for the State	2,
Revenue for organised crime	3,
Increase in consumption	4,
Quality of these cigarettes is not controlled	5,
Other (SP.)	6,
None (SP.)	7
DK	8

NEW

QC1 Which of the following statements about smoking cigarettes applies to you? Please note in this survey smoking cigarettes does not include the use of electronic cigarettes. (%)






























		You currently smoke	You used to smoke but you have stopped	You have never smoked	Don't know
EU28		28	23	49	0
BE		23	21	56	0
BG		38	16	46	0
CZ		31	21	48	0
DK		19	33	48	0
DE		25	25	49	1
EE		26	24	50	0
IE		22	24	54	0
EL		38	20	42	0
ES		28	21	51	0
FR		32	26	42	0
HR		35	18	47	0
IT		31	22	47	0
CY		33	21	46	0
LV		32	22	46	0
LT		26	19	55	0
LU		25	22	53	0
HU		32	19	49	0
MT		24	20	56	0
NL		24	34	42	0
AT		39	22	39	0
PL		28	23	47	2
PT		26	15	59	0
RO		31	15	54	0
SI		28	23	49	0
SK		30	16	54	0
FI		20	28	52	0
SE		11	39	50	0
UK		23	23	54	0

QC2 Have you ever been offered black market cigarettes to buy or smoke? (%)






























		No, never	Yes, but rarely, that is to say less than once a month	Yes, occasionally, that is to say once to three times per month	Yes, regularly, that is to say once per week or more frequently	Refusal (SPONTANEOUS)	Don't know	Total 'Yes'
EU28		79	13	4	2	1	1	19
BE		90	8	1	1	0	0	10
BG		64	15	10	8	2	1	33
CZ		80	13	3	2	1	1	18
DK		79	17	3	1	0	0	21
DE		78	15	3	1	2	1	19
EE		76	16	3	3	0	2	22
IE		74	15	7	3	0	1	25
EL		72	18	6	3	1	0	27
ES		78	15	3	3	0	1	21
FR		82	14	3	1	0	0	18
HR		65	19	11	3	2	0	33
IT		87	7	2	1	2	1	10
CY		87	6	4	2	1	0	12
LV		43	33	13	10	1	0	56
LT		64	19	9	7	0	1	35
LU		94	6	0	0	0	0	6
HU		70	19	7	2	1	1	28
MT		84	11	4	1	0	0	16
NL		85	11	2	1	0	1	14
AT		72	17	4	1	3	3	22
PL		72	13	6	4	2	3	23
PT		90	8	1	1	0	0	10
RO		71	13	8	6	1	1	27
SI		79	12	4	2	1	2	18
SK		80	14	3	1	1	1	18
FI		81	16	2	1	0	0	19
SE		83	15	1	1	0	0	17
UK		79	11	6	4	0	0	21

QC3 Where were you offered this type of cigarettes? (MULTIPLE ANSWERS POSSIBLE) (%)






























(ASK QC3 IF "YES", CODE 2 TO 4, IN QC2)

		On the Internet	In an ordinary shop selling this kind of cigarettes under the counter	In the street	In a restaurant or bar	Other (SPONTANEOUS)	You don't remember (SPONTANEOUS)	Refusal (SPONTANEOUS)	Don't know
EU28		2	8	60	12	26	2	1	1
BE		1	7	48	28	25	0	1	0
BG		1	11	76	5	12	3	2	0
CZ		1	21	35	20	28	1	4	2
DK		1	7	31	11	52	1	0	0
DE		1	2	73	7	19	4	2	2
EE		3	1	54	1	47	1	0	0
IE		3	6	67	11	19	0	0	1
EL		1	3	76	11	29	1	1	0
ES		1	13	63	20	21	1	2	1
FR		0	3	71	7	32	0	0	0
HR		1	7	59	9	28	2	3	0
IT		2	6	69	12	16	1	1	2
CY		1	18	31	12	33	7	0	0
LV		0	3	66	1	37	0	0	0
LT		1	2	60	3	40	3	2	0
LU		15	6	79	13	0	0	0	0
HU		3	7	70	7	19	1	0	1
MT		0	38	33	17	20	0	0	0
NL		3	4	29	21	52	0	0	0
AT		0	22	45	27	24	5	3	1
PL		2	7	53	5	33	1	2	3
PT		3	15	55	18	22	2	2	1
RO		0	9	83	4	9	1	1	0
SI		4	5	59	16	36	0	1	0
SK		2	4	62	17	22	0	4	1
FI		2	0	43	17	45	1	0	0
SE		1	24	32	9	42	2	0	0
UK		7	13	33	25	30	1	0	1






























QC4 From your point of view, what are the main reasons for smoking black market cigarettes? (MAX. 2 ANSWERS) (%)

		They are cheaper	They taste better	They are easily available	You would never buy black market cigarettes (SPONTANEOUS)	Other (SPONTANEOUS)	None (SPONTANEOUS)	Don't know
EU28		74	1	9	12	2	2	7
BE		70	2	6	16	1	4	8
BG		75	1	13	12	0	0	8
CZ		76	3	8	10	2	1	8
DK		84	0	5	4	4	0	7
DE		75	0	8	14	1	3	6
EE		83	1	8	7	1	0	6
IE		81	1	15	5	1	1	6
EL		82	1	13	12	2	0	4
ES		73	2	7	7	4	2	12
FR		91	1	10	2	1	1	4
HR		70	4	18	13	2	0	4
IT		68	3	9	12	4	1	8
CY		81	1	15	7	3	1	7
LV		89	1	11	3	3	0	3
LT		95	1	7	2	1	0	1
LU		70	1	7	20	4	0	6
HU		66	2	14	19	2	4	2
MT		91	0	5	0	2	0	6
NL		51	0	3	22	5	14	7
AT		68	2	18	16	4	1	8
PL		71	2	12	14	2	1	6
PT		62	3	12	18	1	3	10
RO		58	2	12	20	2	2	13
SI		76	1	8	9	4	1	8
SK		84	2	13	5	2	0	6
FI		74	1	7	8	3	4	8
SE		96	1	14	1	3	0	0
UK		70	1	7	15	1	3	9






























QC5a Within the EU, which of the following do you think is the most important source of revenue for organised crime? (%)

		Black market cigarettes	Counterfeiting (fake) of goods (e.g. clothes, bags)	Illegal gambling	Prostitution and human trafficking	Illegal drugs	Illicit trading in firearms	Other (SPONTANEOUS)	None (SPONTANEOUS)	Refusal (SPONTANEOUS)	Don't know	Don't know/ Refusal
EU28		6	9	3	17	46	12	0	1	0	6	6
BE		3	9	3	15	51	15	1	0	0	3	3
BG		5	5	2	23	43	12	1	1	1	7	8
CZ		6	15	7	9	41	13	0	2	1	6	7
DK		4	13	1	15	57	6	0	0	0	4	4
DE		6	13	2	21	45	5	1	1	0	6	6
EE		6	8	1	10	60	6	0	1	0	8	8
IE		11	7	1	14	58	3	0	0	0	6	6
EL		4	5	6	14	47	20	1	0	0	3	3
ES		1	5	2	21	43	18	0	1	1	8	9
FR		5	8	1	11	49	20	0	0	0	6	6
HR		6	12	7	20	32	14	0	1	1	7	8
IT		4	9	6	20	39	15	0	1	1	5	6
CY		3	2	4	13	58	16	0	2	0	2	2
LV		13	5	7	10	48	10	1	0	1	5	6
LT		10	4	3	13	59	7	0	1	0	3	3
LU		6	6	2	11	53	17	0	1	2	2	4
HU		13	13	4	18	36	11	0	0	0	5	5
MT		6	6	5	11	59	10	0	0	0	3	3
NL		1	8	2	16	61	9	0	0	0	3	3
AT		11	10	6	19	37	6	1	2	2	6	8
PL		10	7	5	12	41	11	0	2	1	11	12
PT		2	4	2	23	48	14	0	1	0	6	6
RO		6	7	4	25	32	12	1	1	1	11	12
SI		2	6	2	12	50	18	1	1	2	6	8
SK		5	7	4	19	38	21	0	0	1	5	6
FI		4	5	1	13	67	5	1	0	1	3	4
SE		17	5	3	12	55	6	1	0	0	1	1
UK		6	14	2	12	53	4	0	1	0	8	8

QC5T Which are the most important sources of revenue for organised crime within the EU? And which do you think is the second most important? (MAX. 2 ANSWERS) (%)

		Black market cigarettes	Counterfeiting (fake) of goods (e.g. clothes, bags)	Illegal gambling	Prostitution and human trafficking	Illegal drugs	Illicit trading in firearms	Other (SPONTANEOUS)	None (SPONTANEOUS)	Refusal (SPONTANEOUS)	Don't know	Don't know/ Refusal
EU28		14	23	9	41	69	27	0	1	0	6	6
BE		6	24	10	42	71	37	1	0	0	3	3
BG		15	12	8	46	68	29	1	1	1	8	9
CZ		15	29	17	27	63	30	0	2	1	6	7
DK		11	31	4	48	78	18	1	0	0	4	4
DE		15	29	8	46	72	13	1	1	0	6	6
EE		21	21	5	35	77	20	0	1	0	9	9
IE		30	26	5	37	76	10	0	0	0	6	6
EL		12	14	14	36	70	45	1	0	1	3	4
ES		4	14	6	55	67	33	0	1	1	7	8
FR		11	21	5	30	73	45	0	0	0	6	6
HR		14	23	13	44	53	32	1	1	1	7	8
IT		9	21	16	44	64	33	0	1	1	5	6
CY		11	7	12	38	83	40	0	2	0	2	2
LV		29	15	18	28	72	23	1	0	1	5	6
LT		29	8	11	40	82	22	0	1	0	3	3
LU		11	22	7	38	78	35	0	1	2	2	4
HU		26	28	11	36	62	26	0	0	0	5	5
MT		21	18	17	28	84	24	0	0	0	3	3
NL		5	25	9	45	80	26	0	0	0	3	3
AT		24	23	15	39	61	13	2	2	3	6	9
PL		23	19	13	27	62	25	1	2	1	10	11
PT		5	11	6	55	74	33	0	1	0	6	6
RO		13	14	10	48	57	30	1	1	1	11	12
SI		5	15	6	34	74	43	2	1	2	6	8
SK		12	18	11	40	63	44	0	0	1	5	6
FI		12	19	5	47	85	20	2	1	1	3	4
SE		33	20	7	37	78	20	0	0	0	1	1
UK		17	35	5	37	72	12	0	1	0	8	8

QC6 From your point of view, what are the main problems of the black market in cigarettes? (MAX. 2 ANSWERS) (%)

		Encouraging smoking among young people by making cigarettes cheaper and easier to obtain	Loss of taxes for the State	Revenue for organised crime	Increase in consumption	Quality of these cigarettes is not controlled	Other (SPONTANEOUS)	None (SPONTANEOUS)	Don't know
EU28		26	43	35	11	33	2	1	6
BE		29	40	36	15	35	1	0	4
BG		17	50	36	11	33	1	2	7
CZ		19	56	36	9	27	1	2	5
DK		26	45	54	14	16	2	1	4
DE		26	57	36	9	31	1	2	4
EE		24	65	32	6	26	2	2	5
IE		24	36	39	11	41	1	1	5
EL		14	73	27	11	48	2	0	1
ES		23	39	24	14	35	5	1	10
FR		35	40	30	15	40	1	0	6
HR		26	42	27	15	26	1	3	5
IT		21	33	49	12	32	2	1	6
CY		32	59	35	11	28	1	2	3
LV		30	62	29	8	22	3	0	2
LT		23	73	42	11	11	1	2	2
LU		32	41	36	14	33	3	1	3
HU		31	30	29	11	37	2	4	4
MT		37	50	28	24	17	0	0	3
NL		25	36	46	9	36	2	1	5
AT		29	52	34	11	38	2	2	5
PL		21	38	34	11	23	2	3	10
PT		31	45	32	11	33	0	1	8
RO		25	50	31	11	27	1	1	9
SI		29	43	27	4	29	4	2	7
SK		19	62	36	6	26	1	0	5
FI		23	55	44	10	30	1	1	3
SE		44	32	62	23	10	0	0	1
UK		29	32	28	8	38	1	2	10